



TRANSFORMER COMMODITIES INDICES

MONTHLY

STATISTICS

FOR THE PERIOD

January 2009 - March 2020

PUBLICATION DATE: 13 JULY 2020

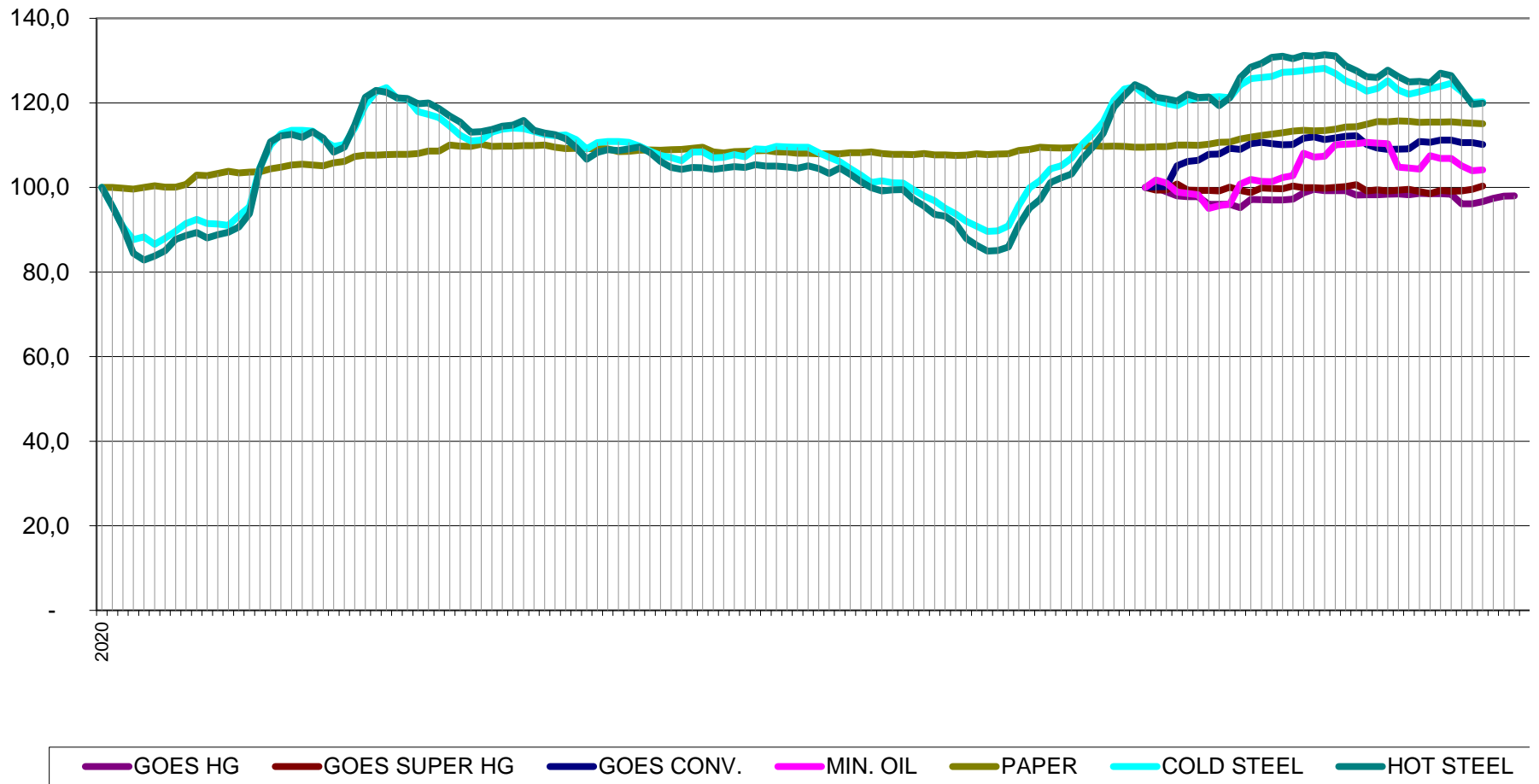
“The indices are published monthly, usually in the first week of the month starting three months after the month of reference in compliance with EU market statistical rules (e.g. data for February 2017, is published in the first week of June 2017).”

We have stopped publishing the **Aluminium and Copper indices** after December 2012, as information is readily available from other sources.

T&D EUROPE							
TRANSFORMER COMMODITY INDICES							
BASE APR-2017 = 100 [Goes Conv., Goes High Grade, Goes Super High Grade, Mineral Oil]							
BASE JAN-2009 = 100 [Paper, Cold Steel, Hot Steel]							
	GOES CONV.	GOES HIGH GRADE	GOES SUPER HIGH GRADE	MIN. OIL	PAPER	COLD STEEL	HOT STEEL
2009	JAN				100,0	100,0	100,0
	FEB				100,0	95,6	95,5
	MAR				99,8	90,7	90,5
	APR				99,6	87,7	84,5
	MAY				100,0	88,3	82,8
	JUN				100,4	86,6	83,8
	JUL				100,1	88,0	85,0
	AUG				100,1	89,7	87,8
	SEP				100,7	91,5	88,6
	OCT				102,9	92,5	89,4
	NOV				102,8	91,5	88,1
	DEC				103,3	91,3	88,8
2010	JAN				103,9	91,0	89,4
	FEB				103,5	93,3	90,7
	MAR				103,7	95,4	93,8
	APR				103,7	104,7	104,5
	MAY				104,4	110,0	110,8
	JUN				104,8	112,7	112,2
	JUL				105,3	113,5	112,6
	AUG				105,5	113,5	111,8
	SEP				105,3	113,3	113,2
	OCT				105,1	111,2	111,6
	NOV				105,8	109,7	108,4
	DEC				106,2	110,1	109,5
2011	JAN				107,3	114,0	114,7
	FEB				107,6	119,5	121,4
	MAR				107,6	122,6	123,0
	APR				107,8	123,6	122,5
	MAY				107,9	121,1	121,2
	JUN				107,9	120,9	121,0
	JUL				108,0	117,9	119,8
	AUG				108,6	117,3	120,0
	SEP				108,6	116,5	118,6
	OCT				110,0	114,5	116,9
	NOV				109,8	112,3	115,5
	DEC				109,7	111,0	113,1
2012	JAN				110,3	111,2	113,2
	FEB				109,7	113,1	113,7
	MAR				109,8	113,8	114,5
	APR				109,8	114,0	114,8
	MAY				109,9	113,9	115,9
	JUN				109,9	113,3	113,5
	JUL				110,0	112,5	112,9
	AUG				109,5	112,2	112,5
	SEP				109,2	112,4	111,5
	OCT				109,3	111,3	109,5
	NOV				109,2	109,1	106,7
	DEC				109,2	110,6	108,3
2013	JAN				109,1	110,9	108,9
	FEB				108,5	110,9	108,7
	MAR				108,5	110,7	109,1
	APR				108,8	109,7	109,6
	MAY				108,9	108,6	108,3
	JUN				108,8	107,6	106,2
	JUL				108,9	107,1	104,8
	AUG				109,0	106,4	104,3
	SEP				109,3	108,3	104,7
	OCT				109,5	108,4	104,7
	NOV				108,4	107,0	104,3
	DEC				108,2	107,1	104,6
2014	JAN				108,5	107,8	105,0
	FEB				108,6	107,3	104,7
	MAR				108,7	109,1	105,4
	APR				108,7	109,0	105,0
	MAY				108,4	109,7	105,0
	JUN				108,3	109,6	104,8
	JUL				108,1	109,5	104,6
	AUG				108,1	109,5	105,1
	SEP				107,9	108,2	104,4
	OCT				107,9	107,1	103,3
	NOV				107,9	106,1	104,6
	DEC				108,2	104,5	103,1
5	JAN				108,3	103,0	101,4
	FEB				108,4	101,2	99,9
	MAR				108,1	101,5	99,2
	APR				107,8	101,1	99,4
	MAY				107,9	101,0	99,5

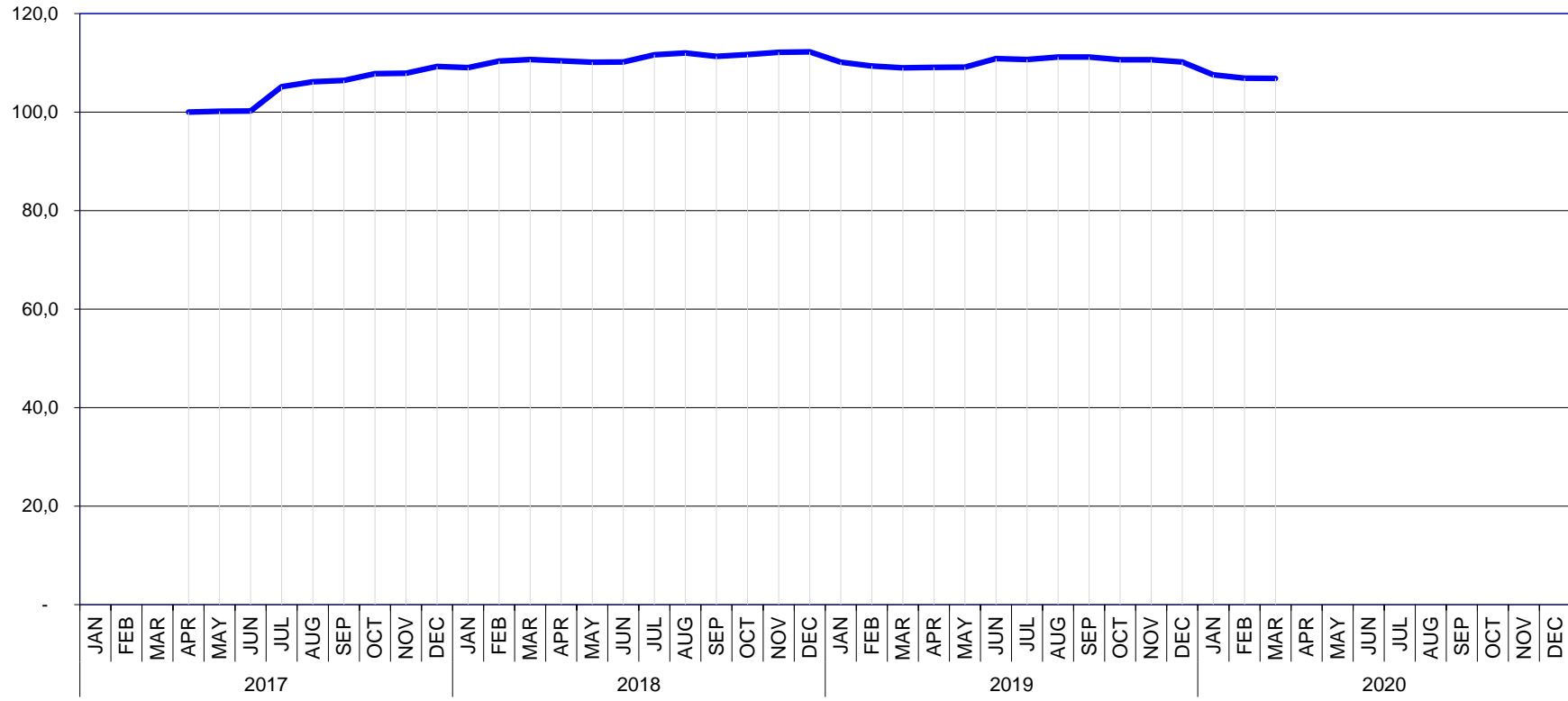
T&D EUROPE							
TRANSFORMER COMMODITY INDICES							
BASE APR-2017 = 100 [Goes Conv., Goes High Grade, Goes Super High Grade, Mineral Oil]							
BASE JAN-2009 = 100 [Paper, Cold Steel, Hot Steel]							
	GOES CONV.	GOES HIGH GRADE	GOES SUPER HIGH GRADE	MIN. OIL	PAPER	COLD STEEL	HOT STEEL
201	JUN				107,7	99,4	97,2
	JUL				108,0	98,0	95,6
	AUG				107,7	96,9	93,6
	SEP				107,7	95,1	93,2
	OCT				107,6	93,8	91,5
	NOV				107,6	92,0	88,0
	DEC				107,9	90,9	86,3
	JAN				107,8	89,6	85,0
	FEB				107,9	89,7	85,1
	MAR				108,0	90,9	85,9
	APR				108,8	95,8	91,1
	2016	MAY				109,0	99,9
JUN					109,5	101,6	97,2
JUL					109,4	104,4	101,2
AUG					109,3	105,1	102,3
SEP					109,4	106,9	103,2
OCT					109,8	110,2	106,8
NOV					109,9	112,6	109,5
DEC					109,7	115,5	112,8
JAN					109,8	120,6	119,0
FEB					109,7	123,3	121,7
MAR					109,5	123,8	124,3
2017		APR	100,000	100,000	100,000	100,000	109,500
	MAY	100,163	100,000	99,378	101,734	109,665	120,519
	JUN	100,235	98,979	99,412	101,080	109,673	119,865
	JUL	105,145	98,013	100,828	98,896	110,000	119,348
	AUG	106,172	97,843	99,390	98,620	110,000	120,707
	SEP	106,435	97,843	99,317	98,286	109,999	121,160
	OCT	107,814	96,028	99,326	95,043	110,222	121,249
	NOV	107,878	96,028	99,160	95,673	110,649	121,472
	DEC	109,272	96,028	100,098	96,045	110,759	121,194
	JAN	109,007	95,216	99,302	100,808	111,458	124,213
	FEB	110,347	97,141	98,774	101,875	111,890	125,712
	MAR	110,663	97,139	99,916	101,427	112,269	125,992
2018	APR	110,378	97,047	99,745	101,371	112,588	126,281
	MAY	110,115	97,047	99,705	102,369	112,918	127,249
	JUN	110,188	97,217	100,370	102,766	113,355	127,332
	JUL	111,646	98,734	99,968	108,084	113,517	127,625
	AUG	111,985	99,572	99,947	107,179	113,407	127,902
	SEP	111,325	99,234	99,853	107,373	113,459	128,167
	OCT	111,700	99,245	100,027	110,128	113,788	126,984
	NOV	112,119	99,245	100,212	110,257	114,280	125,242
	DEC	112,228	98,229	100,636	110,368	114,335	124,156
	JAN	110,143	98,269	99,205	110,660	114,947	122,791
	FEB	109,353	98,268	99,425	110,470	115,582	123,407
	MAR	108,991	98,406	99,146	110,334	115,525	125,242
2019	APR	109,069	98,439	99,396	104,816	115,733	123,038
	MAY	109,101	98,277	99,580	104,613	115,634	122,054
	JUN	110,869	98,612	99,070	104,345	115,381	122,647
	JUL	110,695	98,541	98,539	107,540	115,480	123,374
	AUG	111,183	98,541	99,284	106,875	115,436	123,933
	SEP	111,173	98,378	99,141	106,875	115,535	124,649
	OCT	110,630	96,123	99,192	105,139	115,326	122,725
	NOV	110,641	96,123	99,559	103,939	115,183	120,119
	DEC	110,186	96,651	100,365	104,160	115,073	120,219
	JAN	107,583	97,423	99,427	104,881	114,876	122,949
	FEB	106,867	97,931	99,121	104,871	114,821	126,025
	MAR	106,835	98,033	99,029	102,664	114,711	125,153
2020	APR						
	MAY						
	JUN						
	JUL						
	AUG						
	SEP						
	OCT						
	NOV						
DEC							

T&D EUROPE
TRANSFORMER COMMODITIES INDICES
BASE APR-2017 = 100 [Goes Conv., Goes High Grade, Goes Super High Grade, Mineral Oil]
BASE JAN-2009 = 100 [Paper, Cold Steel, Hot Steel]



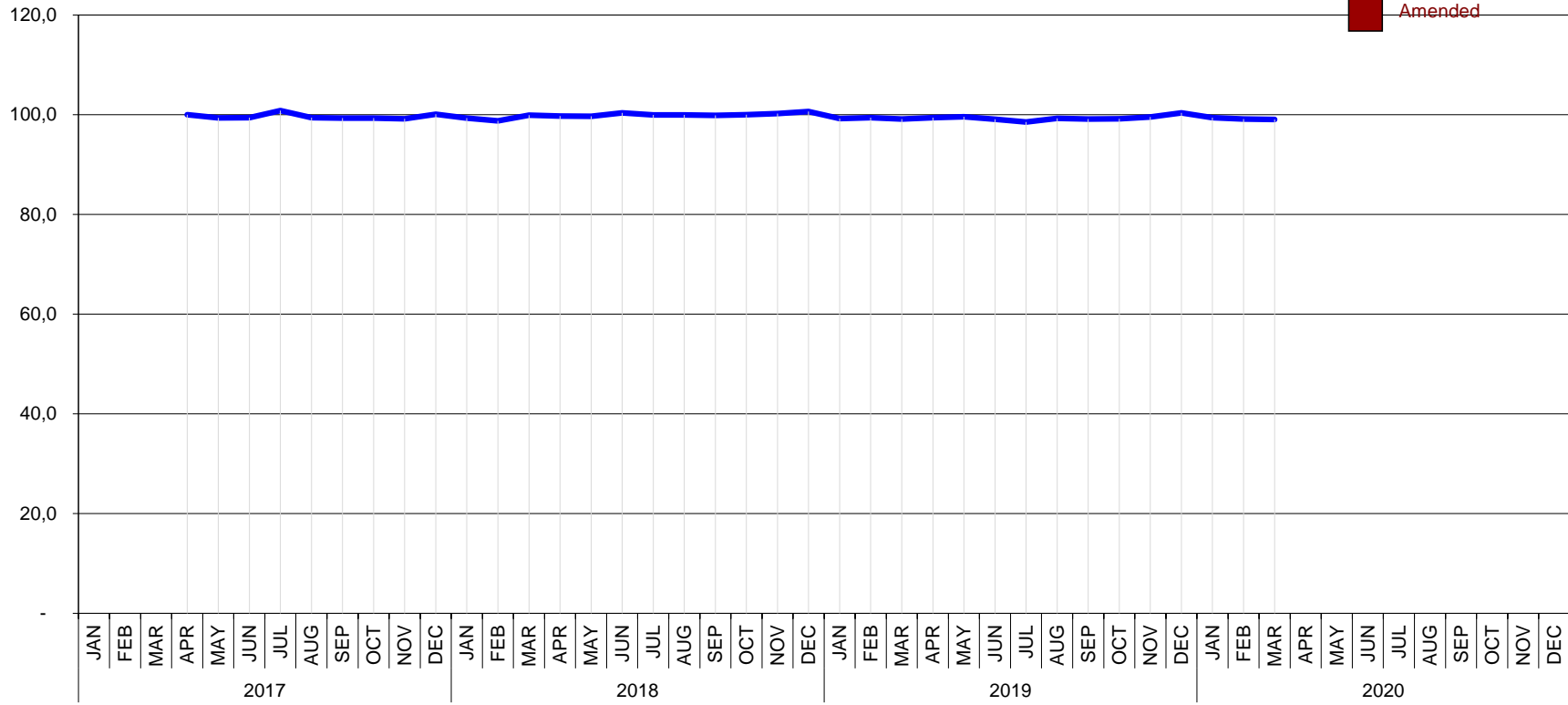
T&D EUROPE
GOES CONV.
BASIS APR 2017 = 100

- Provisional
- Complete
- Amended



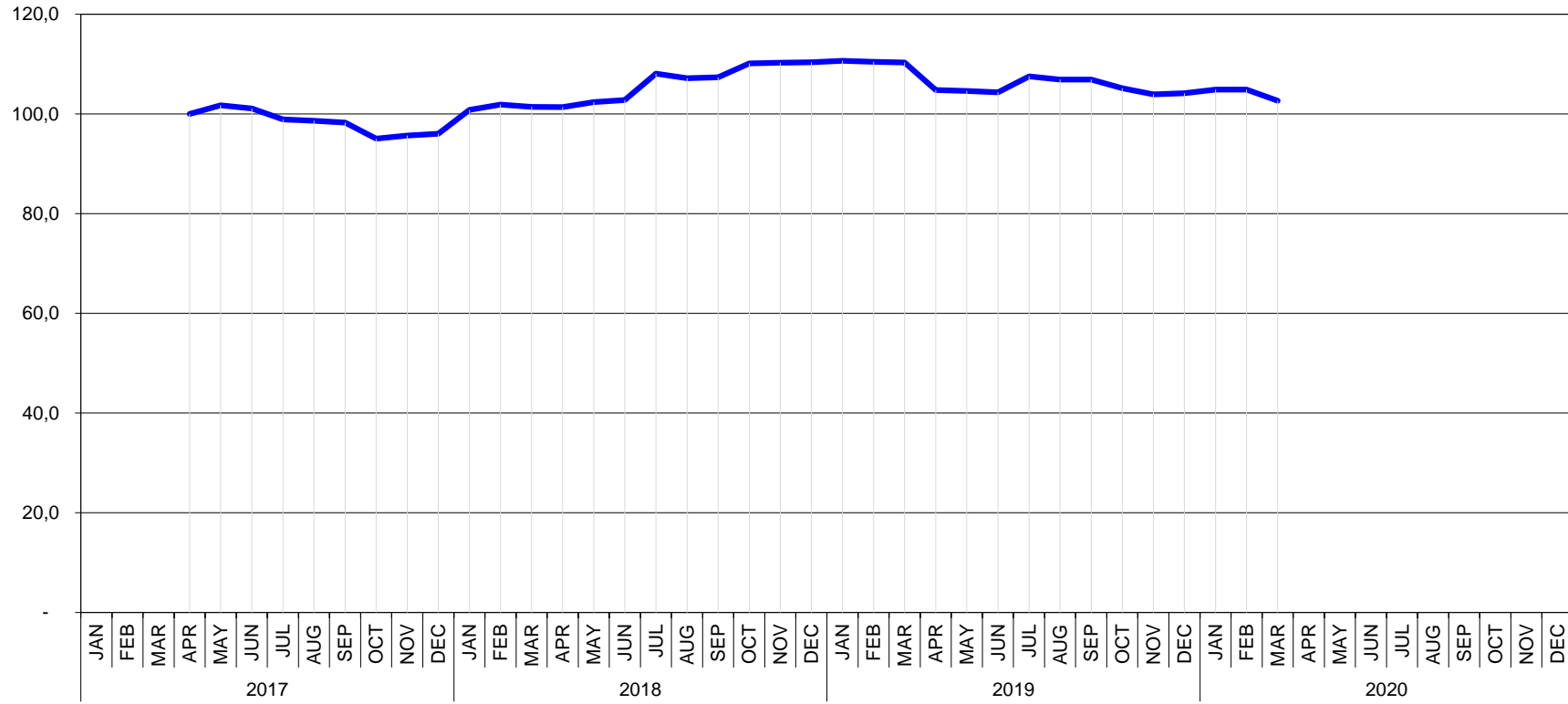
T&D EUROPE
GOES SUPER HIGH GRADE
BASIS APR 2017 = 100

- Provisional
- Complete
- Amended



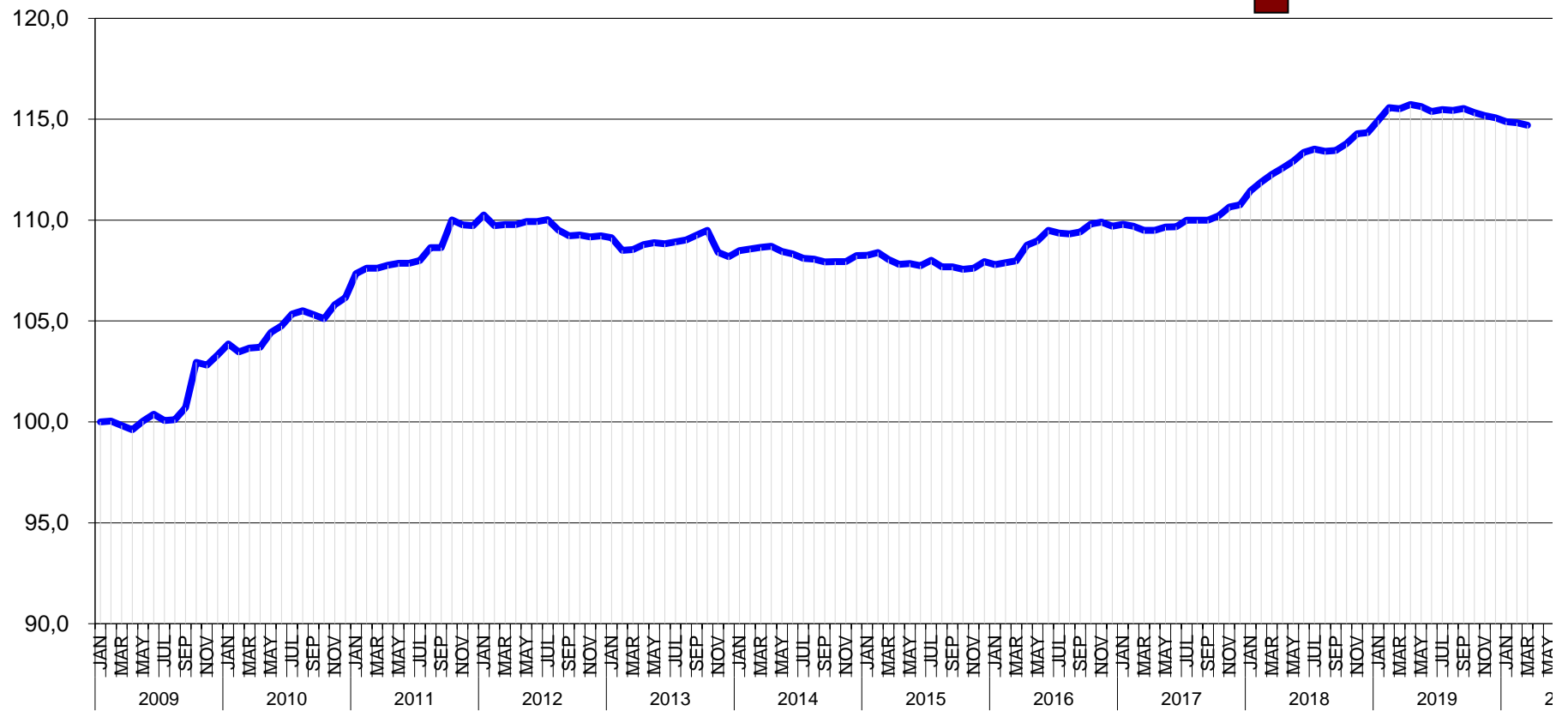
T&D EUROPE
MINERAL OIL
BASIS APR 2017 = 100

- Provisional
- Complete
- Amended



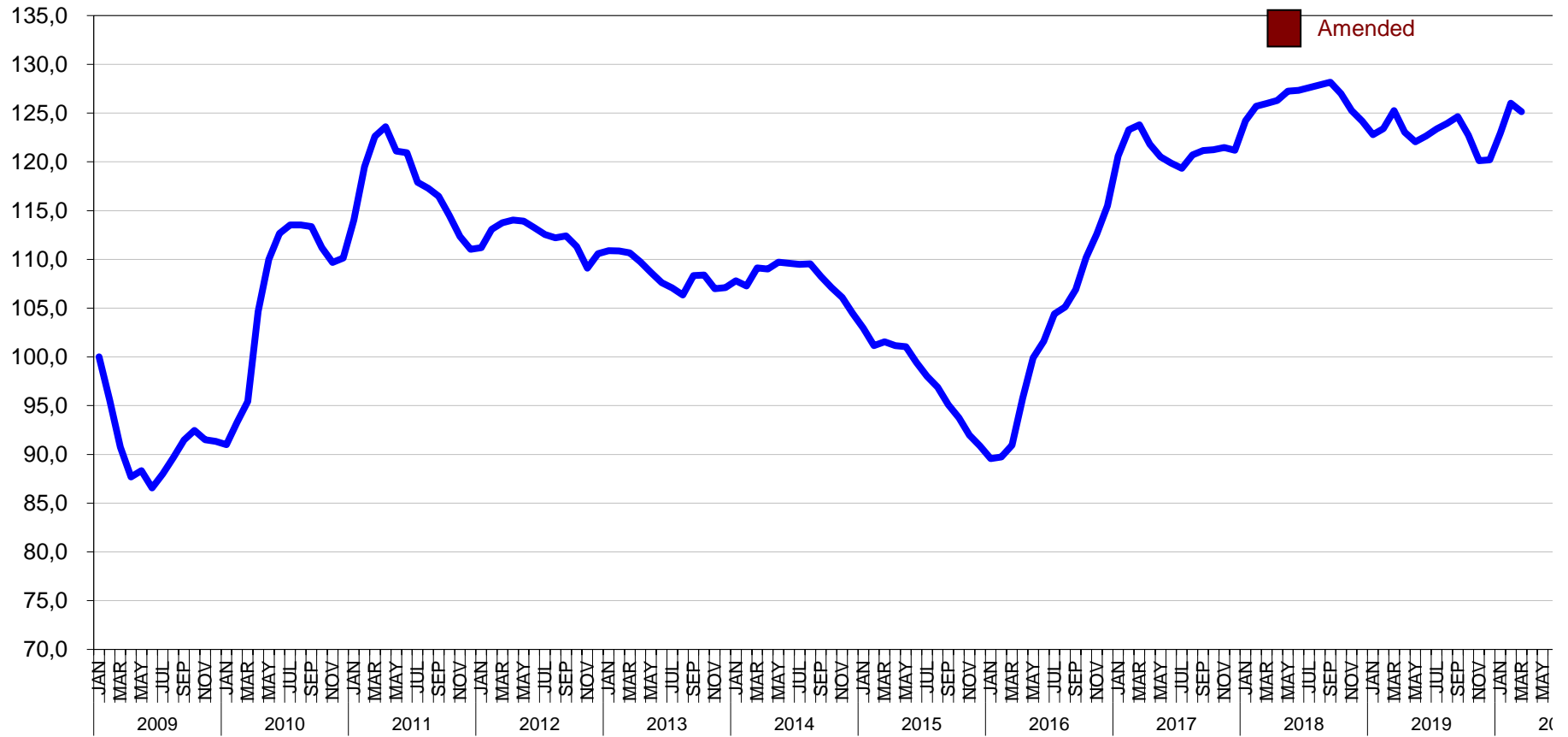
**T&D EUROPE
PAPER**
BASIS JAN 2009 = 100

- Provisional
- Complete
- Amended



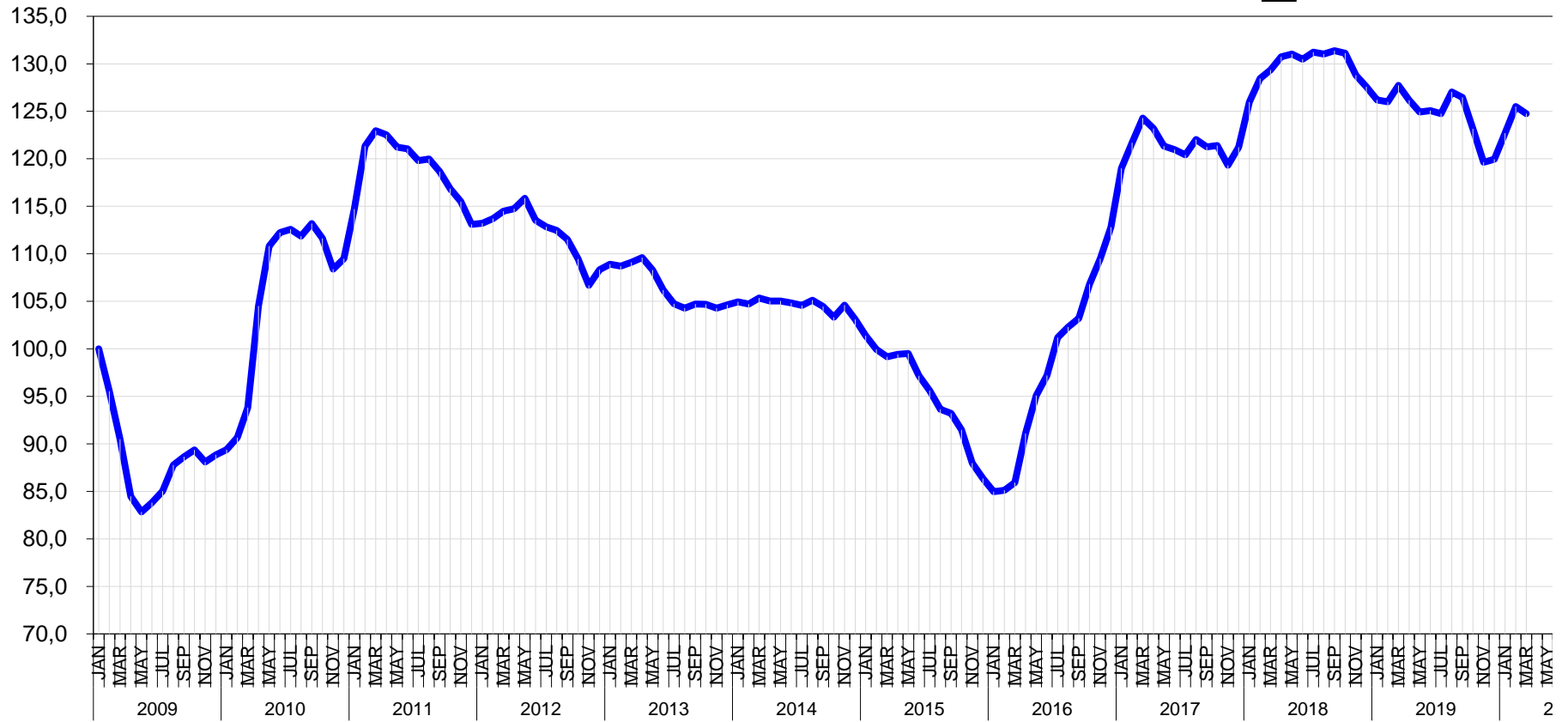
T&D EUROPE
COLD STEEL
 BASIS JAN 2009 = 100

- Provisional
- Complete
- Amended



T&D EUROPE
HOT STEEL
 BASIS JAN 2009 = 100

- Provisional
- Complete
- Amended



January 2009 -MARCH 2020

PUBLICATION DATE: 13 JULY 2020