



TRANSFORMER COMMODITIES INDICES

MONTHLY

STATISTICS

FOR THE PERIOD

January 2009 - August 2019

PUBLICATION DATE: 6 December 2019

“The indices are published monthly, usually in the first week of the month starting three months after the month of reference in compliance with EU market statistical rules (e.g. data for February 2017, is published in the first week of June 2017).”

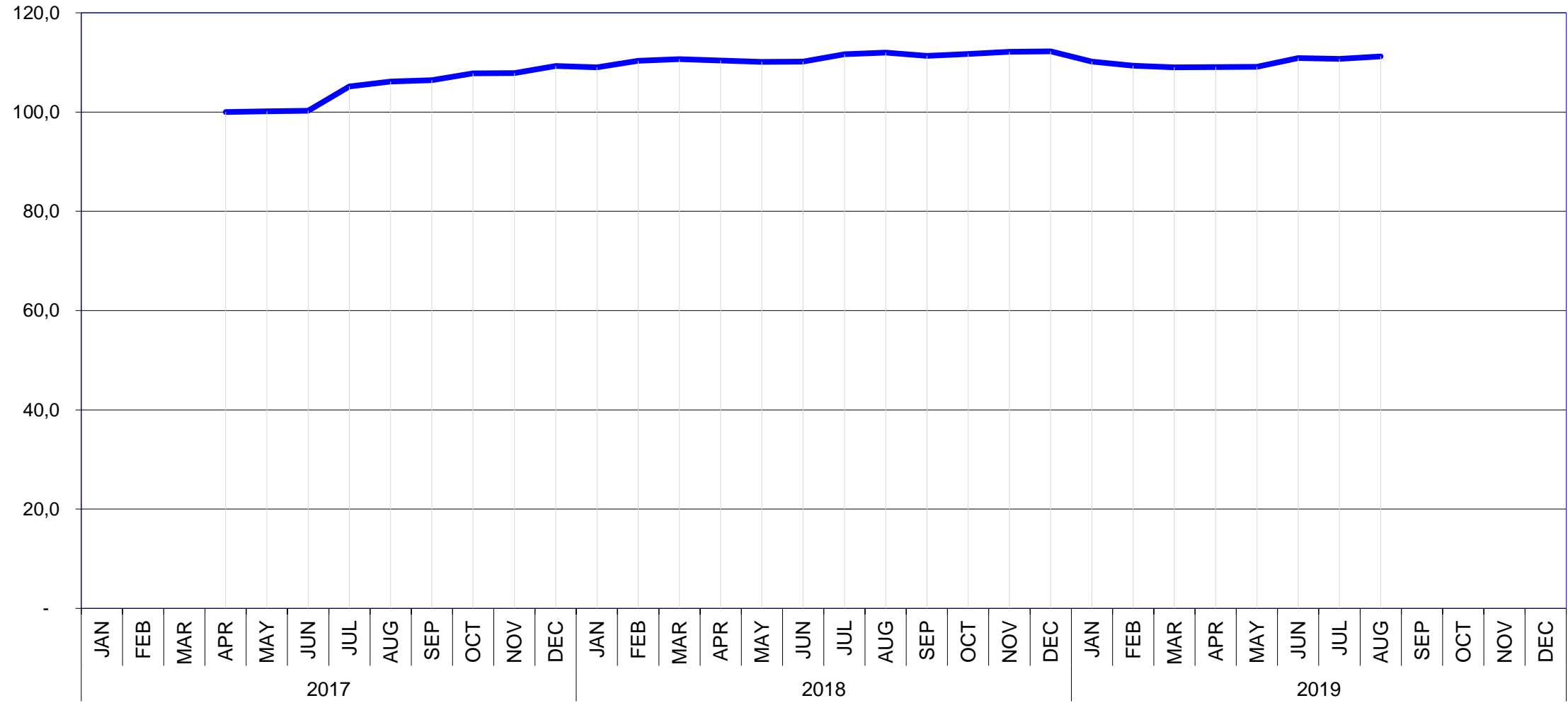
We have stopped publishing the **Aluminium and Copper indices** after December 2012, as information is readily available from other sources.

T&D EUROPE								
TRANSFORMER COMMODITY INDICES								
BASE APR-2017 = 100 [Goes Conv., Goes High Grade, Goes Super High Grade, Mineral Oil]								
BASE JAN-2009 = 100 [Paper, Cold Steel, Hot Steel]								
		GOES CONV.	GOES HIGH GRADE	GOES SUPER HIGH GRADE	MIN. OIL	PAPER	COLD STEEL	HOT STEEL
2009	JAN					100,0	100,0	100,0
	FEB					100,0	95,6	95,5
	MAR					99,8	90,7	90,5
	APR					99,6	87,7	84,5
	MAY					100,0	88,3	82,8
	JUN					100,4	86,6	83,8
	JUL					100,1	88,0	85,0
	AUG					100,1	89,7	87,8
	SEP					100,7	91,5	88,6
	OCT					102,9	92,5	89,4
	NOV					102,8	91,5	88,1
	DEC					103,3	91,3	88,8
2010	JAN					103,9	91,0	89,4
	FEB					103,5	93,3	90,7
	MAR					103,7	95,4	93,8
	APR					103,7	104,7	104,5
	MAY					104,4	110,0	110,8
	JUN					104,8	112,7	112,2
	JUL					105,3	113,5	112,6
	AUG					105,5	113,5	111,8
	SEP					105,3	113,3	113,2
	OCT					105,1	111,2	111,6
	NOV					105,8	109,7	108,4
	DEC					106,2	110,1	109,5
2011	JAN					107,3	114,0	114,7
	FEB					107,6	119,5	121,4
	MAR					107,6	122,6	123,0
	APR					107,8	123,6	122,5
	MAY					107,9	121,1	121,2
	JUN					107,9	120,9	121,0
	JUL					108,0	117,9	119,8
	AUG					108,6	117,3	120,0
	SEP					108,6	116,5	118,6
	OCT					110,0	114,5	116,9
	NOV					109,8	112,3	115,5
	DEC					109,7	111,0	113,1
2012	JAN					110,3	111,2	113,2
	FEB					109,7	113,1	113,7
	MAR					109,8	113,8	114,5
	APR					109,8	114,0	114,8
	MAY					109,9	113,9	115,9
	JUN					109,9	113,3	113,5
	JUL					110,0	112,5	112,9
	AUG					109,5	112,2	112,5
	SEP					109,2	112,4	111,5
	OCT					109,3	111,3	109,5
	NOV					109,2	109,1	106,7
	DEC					109,2	110,6	108,3
2013	JAN					109,1	110,9	108,9
	FEB					108,5	110,9	108,7
	MAR					108,5	110,7	109,1
	APR					108,8	109,7	109,6
	MAY					108,9	108,6	108,3
	JUN					108,8	107,6	106,2
	JUL					108,9	107,1	104,8
	AUG					109,0	106,4	104,3
	SEP					109,3	108,3	104,7
	OCT					109,5	108,4	104,7
	NOV					108,4	107,0	104,3
	DEC					108,2	107,1	104,6
2014	JAN					108,5	107,8	105,0
	FEB					108,6	107,3	104,7
	MAR					108,7	109,1	105,4
	APR					108,7	109,0	105,0
	MAY					108,4	109,7	105,0
	JUN					108,3	109,6	104,8
	JUL					108,1	109,5	104,6
	AUG					108,1	109,5	105,1
	SEP					107,9	108,2	104,4
	OCT					107,9	107,1	103,3
	NOV					107,9	106,1	104,6
	DEC					108,2	104,5	103,1
2015	JAN					108,3	103,0	101,4
	FEB					108,4	101,2	99,9
	MAR					108,1	101,5	99,2
	APR					107,8	101,1	99,4
	MAY					107,9	101,0	99,5
	JUN					107,7	99,4	97,2
	JUL					108,0	98,0	95,6
	AUG					107,7	96,9	93,6
	SEP					107,7	95,1	93,2
	OCT					107,6	93,8	91,5
	NOV					107,6	92,0	88,0

T&D EUROPE								
TRANSFORMER COMMODITY INDICES								
BASE APR-2017 = 100 [Goes Conv., Goes High Grade, Goes Super High Grade, Mineral Oil]								
BASE JAN-2009 = 100 [Paper, Cold Steel, Hot Steel]								
	GOES CONV.	GOES HIGH GRADE	GOES SUPER HIGH GRADE	MIN. OIL	PAPER	COLD STEEL	HOT STEEL	
2016	DEC				107,9	90,9	86,3	
	JAN				107,8	89,6	85,0	
	FEB				107,9	89,7	85,1	
	MAR				108,0	90,9	85,9	
	APR				108,8	95,8	91,1	
	MAY				109,0	99,9	95,1	
	JUN				109,5	101,6	97,2	
	JUL				109,4	104,4	101,2	
	AUG				109,3	105,1	102,3	
	SEP				109,4	106,9	103,2	
	OCT				109,8	110,2	106,8	
	NOV				109,9	112,6	109,5	
DEC				109,7	115,5	112,8		
2017	JAN				109,8	120,6	119,0	
	FEB				109,7	123,3	121,7	
	MAR				109,5	123,8	124,3	
	APR	100,000	100,000	100,000	100,000	109,500	121,800	123,200
	MAY	100,163	100,000	99,378	101,734	109,665	120,519	121,335
	JUN	100,235	98,979	99,412	101,080	109,673	119,865	120,967
	JUL	105,145	98,013	100,828	98,896	110,000	119,348	120,410
	AUG	106,172	97,843	99,390	98,620	110,000	120,707	122,027
	SEP	106,435	97,843	99,317	98,286	109,999	121,160	121,249
	OCT	107,814	96,028	99,326	95,043	110,222	121,249	121,389
	NOV	107,878	96,028	99,160	95,673	110,649	121,472	119,327
	DEC	109,272	96,028	100,098	96,045	110,759	121,194	121,212
2018	JAN	109,007	95,216	99,302	100,808	111,458	124,213	125,963
	FEB	110,347	97,141	98,774	101,875	111,890	125,712	128,463
	MAR	110,663	97,139	99,916	101,427	112,269	125,992	129,341
	APR	110,378	97,047	99,745	101,371	112,588	126,281	130,752
	MAY	110,115	97,047	99,705	102,369	112,918	127,249	131,036
	JUN	110,188	97,217	100,370	102,766	113,355	127,332	130,483
	JUL	111,646	98,734	99,968	108,084	113,517	127,625	131,227
	AUG	111,985	99,572	99,947	107,179	113,407	127,902	131,029
	SEP	111,325	99,234	99,853	107,373	113,459	128,167	131,381
	OCT	111,700	99,245	100,027	110,128	113,788	126,984	131,100
	NOV	112,119	99,245	100,212	110,257	114,280	125,242	128,790
	DEC	112,228	98,229	100,636	110,368	114,335	124,156	127,591
2019	JAN	110,143	98,269	99,205	110,660	114,947	122,791	126,203
	FEB	109,353	98,268	99,425	110,470	115,582	123,407	125,984
	MAR	108,991	98,406	99,146	110,334	115,525	125,242	127,719
	APR	109,069	98,439	99,396	104,816	115,733	123,038	126,157
	MAY	109,101	98,277	99,580	104,613	115,634	122,054	124,932
	JUN	110,869	98,612	99,070	104,345	115,381	122,647	125,062
	JUL	110,695	98,541	98,539	107,540	115,480	123,396	124,780
	AUG	111,183	98,541	99,284	106,875	115,436	123,989	127,101
	SEP							
	OCT							
	NOV							
	DEC							
NOTES	1- The April 2018 indices for Cold Steel and Hot Steel were updated in September 2018 (publication date) 2- The May 2018 indices for Cold Steel and Hot Steel were updated in October 2018 (publication date) 3- The May and June 2018 indices for Cold Steel and Hot Steel were updated in November 2018 (publication date) 4- The August 2018 indices for Cold Steel and Hot Steel were updated in January 2019 (publication date) 5- The December 2018 indices for Cold Steel and Hot Steel were updated in May 2019 (publication date) 6- The February 2019 indices for Cold Steel and Hote Steel were updated in July 2019 (publication date)							
	SOURCE							

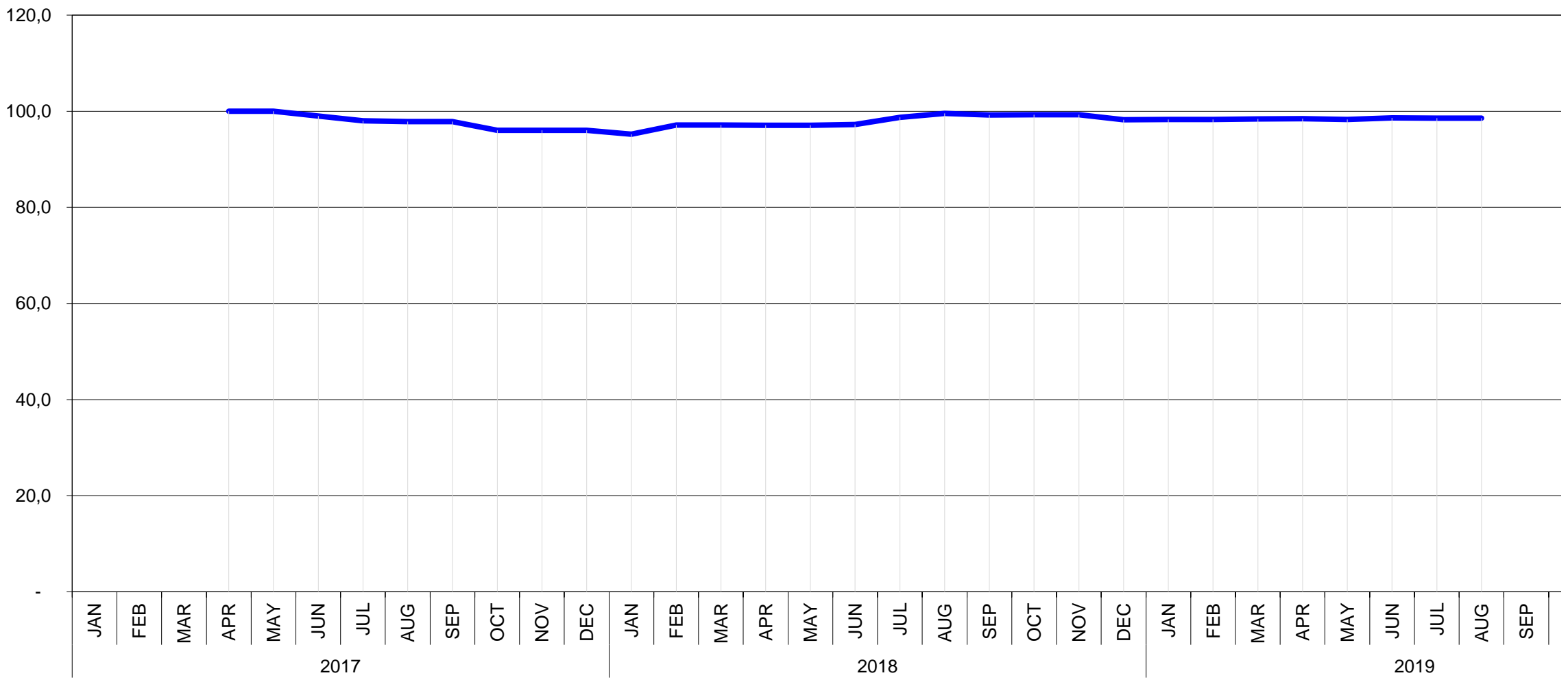
T&D EUROPE
GOES CONV.
BASIS APR 2017 = 100

- Provisional
- Complete
- Amended



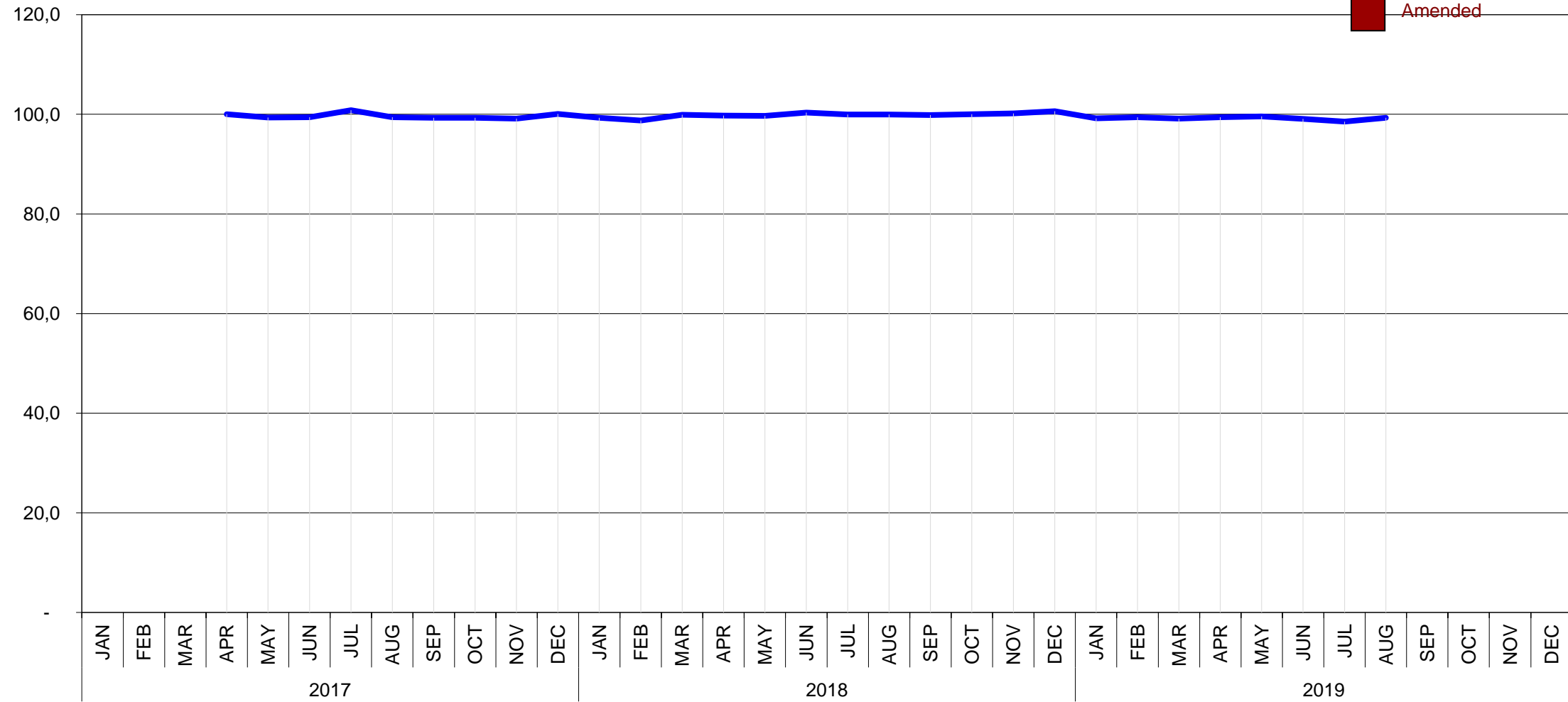
T&D EUROPE
GOES HIGH GRADE
 BASIS APR 2017 = 100

- Provisions
- Complete
- Amended



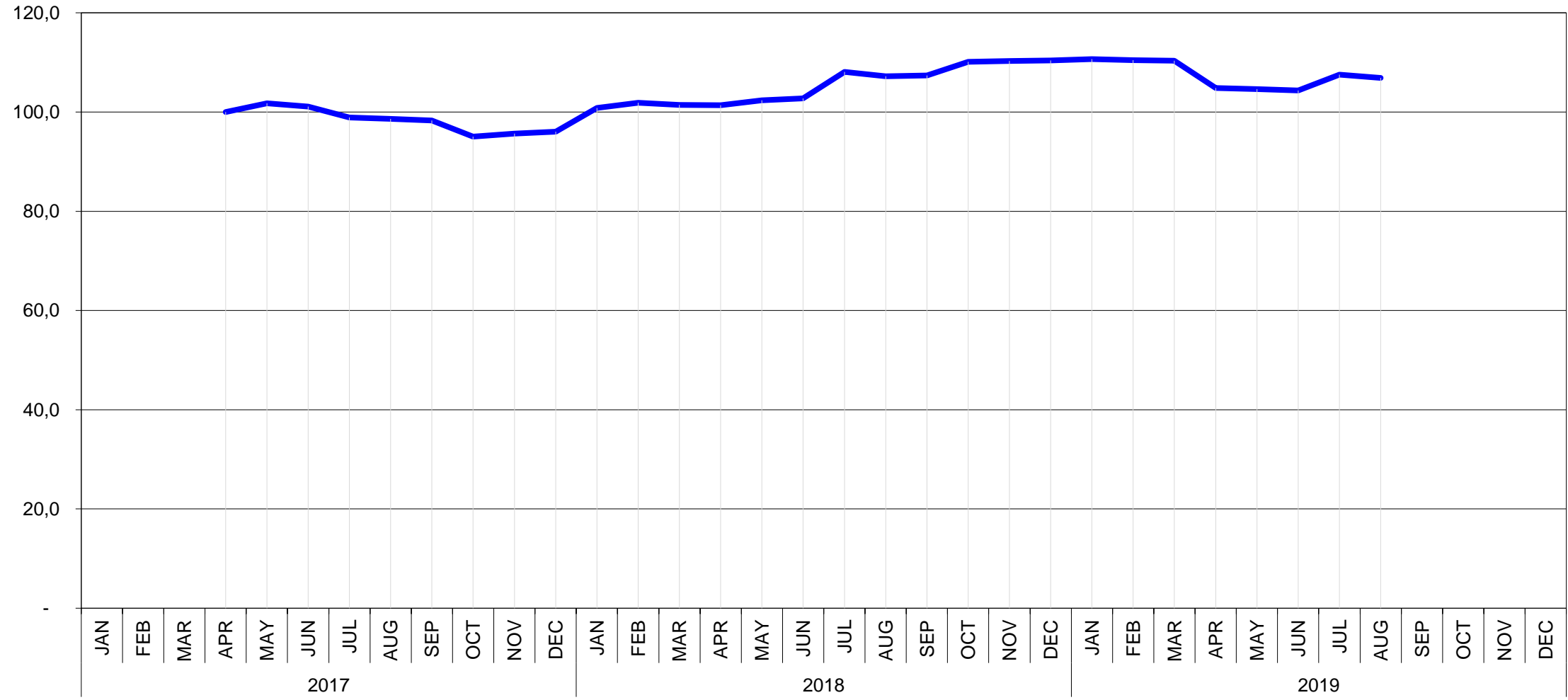
T&D EUROPE
GOES SUPER HIGH GRADE
BASIS APR 2017 = 100

- Provisional
- Complete
- Amended



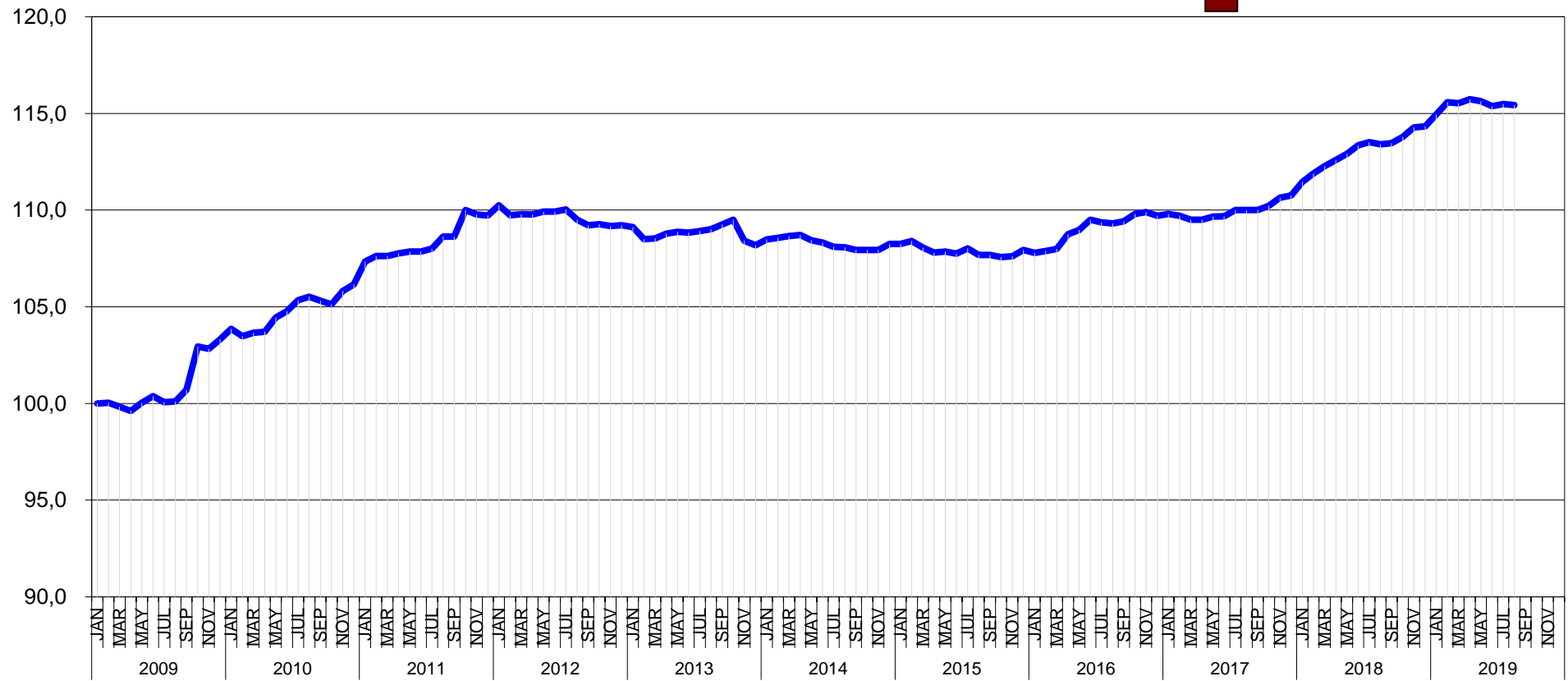
T&D EUROPE
MINERAL OIL
BASIS APR 2017 = 100

- Provisional
- Complete
- Amended



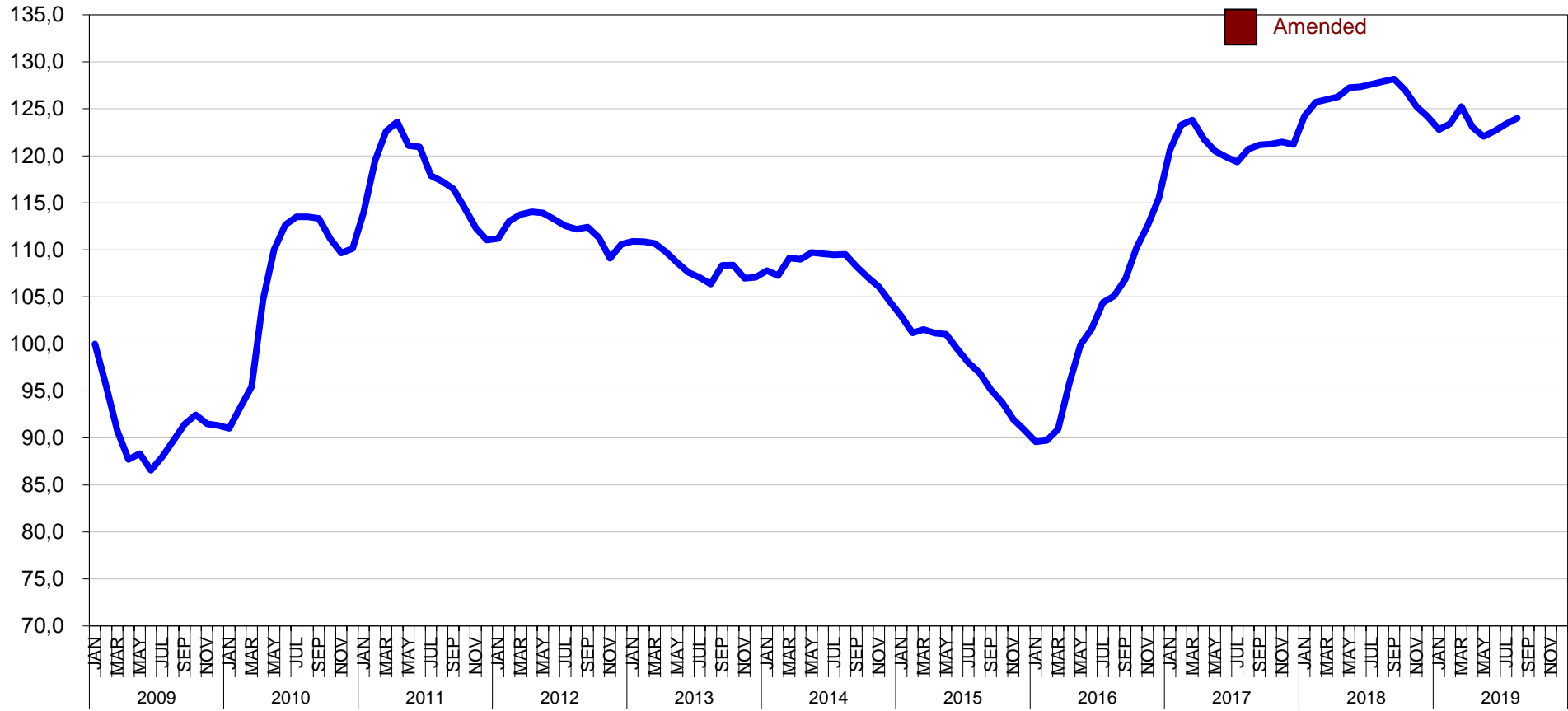
T&D EUROPE
PAPER
 BASIS JAN 2009 = 100

- Provisional
- Complete
- Amended



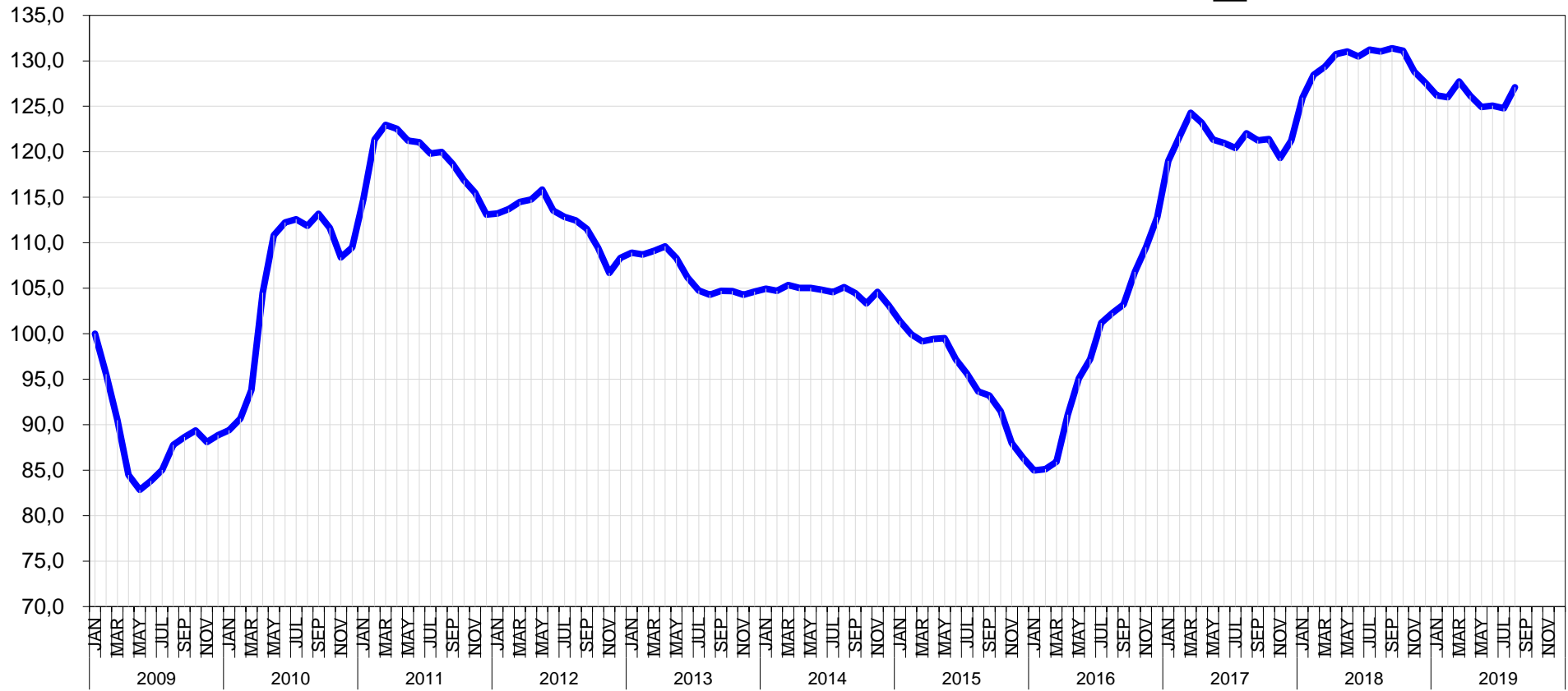
T&D EUROPE
COLD STEEL
 BASIS JAN 2009 = 100

- Provisional
- Complete
- Amended



T&D EUROPE
HOT STEEL
 BASIS JAN 2009 = 100

- Provisional
- Complete
- Amended



January 2009 - August 2019

PUBLICATION DATE: 6 December 2019