



# TRANSFORMER COMMODITIES INDICES

MONTHLY

STATISTICS

FOR THE PERIOD

**January 2009 - October 2018**

**PUBLICATION DATE: 8 February 2019**

“The indices are published monthly, usually in the first week of the month starting three months after the month of reference in compliance with EU market statistical rules (e.g. data for February 2017, is published in the first week of June 2017).”

We have stopped publishing the **Aluminium and Copper indices** after December 2012, as information is readily available from other sources.

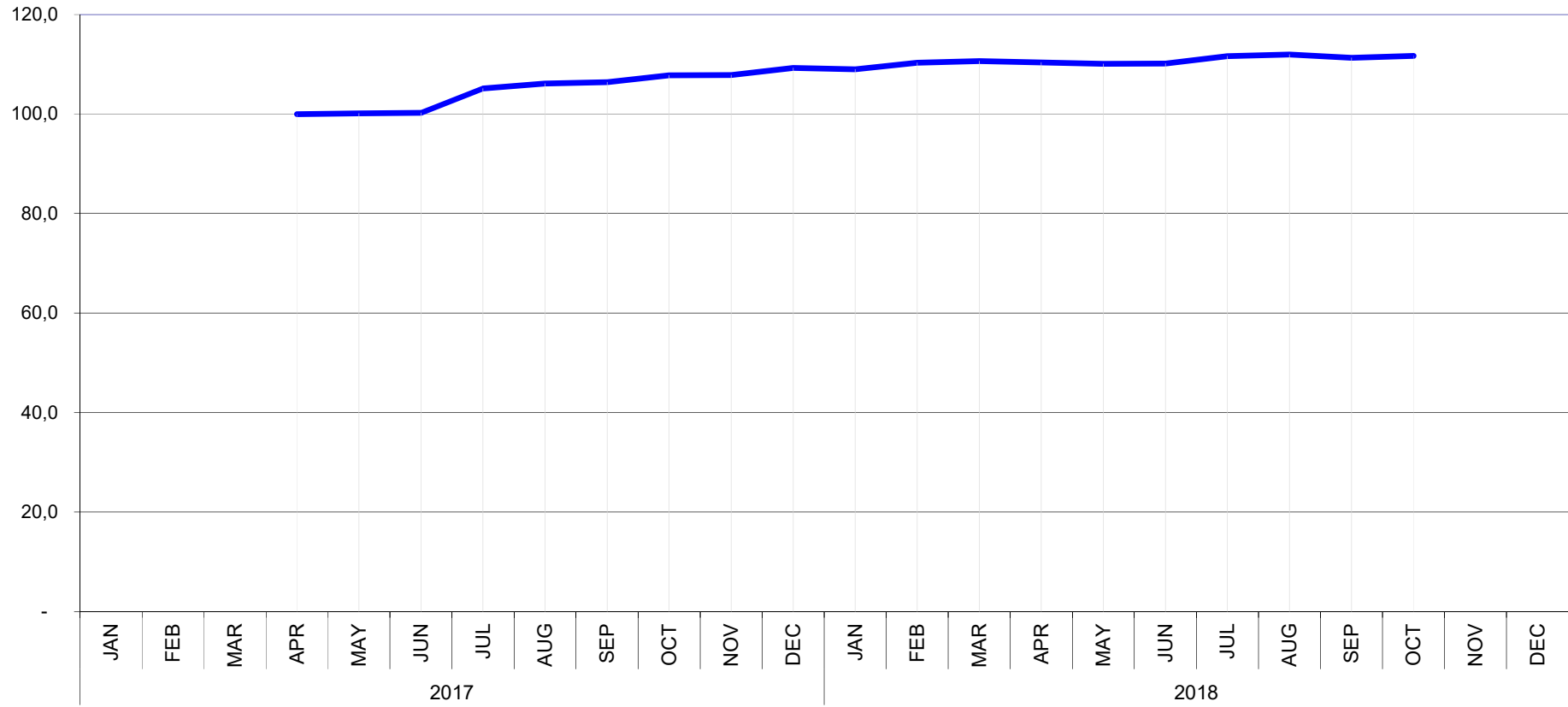
| T&D EUROPE  |     |            |                 |                       |          |       |            |              |
|---|-----|------------|-----------------|-----------------------|----------|-------|------------|--------------|
| TRANSFORMER COMMODITY INDICES   |     |            |                 |                       |          |       |            |              |
| BASE APR-2017 = 100 [Goes Conv., Goes High Grade, Goes Super High Grade, Mineral Oil] |     |            |                 |                       |          |       |            |              |
| BASE JAN-2009 = 100 [Paper, Cold Steel, Hot Steel]                                    |     |            |                 |                       |          |       |            |              |
|   |     | GOES CONV. | GOES HIGH GRADE | GOES SUPER HIGH GRADE | MIN. OIL | PAPER | COLD STEEL | HOT STEEL    |
| 2009  | JAN |            |                 |                       |          | 100,0 | 100,0      | 100,0        |
|   | FEB |            |                 |                       |          | 100,0 | 95,6       | 95,5         |
|   | MAR |            |                 |                       |          | 99,8  | 90,7       | 90,5         |
|   | APR |            |                 |                       |          | 99,6  | 87,7       | 84,5         |
|   | MAY |            |                 |                       |          | 100,0 | 88,3       | 82,8         |
|   | JUN |            |                 |                       |          | 100,4 | 86,6       | 83,8         |
|   | JUL |            |                 |                       |          | 100,1 | 88,0       | 85,0         |
|   | AUG |            |                 |                       |          | 100,1 | 89,7       | 87,8         |
|   | SEP |            |                 |                       |          | 100,7 | 91,5       | 88,6         |
|   | OCT |            |                 |                       |          | 102,9 | 92,5       | 89,4         |
|   | NOV |            |                 |                       |          | 102,8 | 91,5       | 88,1         |
|   | DEC |            |                 |                       |          | 103,3 | 91,3       | 88,8         |
| 2010  | JAN |            |                 |                       |          | 103,9 | 91,0       | 89,4         |
|   | FEB |            |                 |                       |          | 103,5 | 93,3       | 90,7         |
|   | MAR |            |                 |                       |          | 103,7 | 95,4       | 93,8         |
|   | APR |            |                 |                       |          | 103,7 | 104,7      | 104,5        |
|   | MAY |            |                 |                       |          | 104,4 | 110,0      | 110,8        |
|   | JUN |            |                 |                       |          | 104,8 | 112,7      | 112,2        |
|   | JUL |            |                 |                       |          | 105,3 | 113,5      | 112,6        |
|   | AUG |            |                 |                       |          | 105,5 | 113,5      | 111,8        |
|   | SEP |            |                 |                       |          | 105,3 | 113,3      | 113,2        |
|   | OCT |            |                 |                       |          | 105,1 | 111,2      | 111,6        |
|   | NOV |            |                 |                       |          | 105,8 | 109,7      | 108,4        |
|   | DEC |            |                 |                       |          | 106,2 | 110,1      | 109,5        |
| 2011  | JAN |            |                 |                       |          | 107,3 | 114,0      | 114,7        |
|   | FEB |            |                 |                       |          | 107,6 | 119,5      | 121,4        |
|   | MAR |            |                 |                       |          | 107,6 | 122,6      | 123,0        |
|   | APR |            |                 |                       |          | 107,8 | 123,6      | 122,5        |
|   | MAY |            |                 |                       |          | 107,9 | 121,1      | 121,2        |
|   | JUN |            |                 |                       |          | 107,9 | 120,9      | 121,0        |
|   | JUL |            |                 |                       |          | 108,0 | 117,9      | 119,8        |
|   | AUG |            |                 |                       |          | 108,6 | 117,3      | 120,0        |
|   | SEP |            |                 |                       |          | 108,6 | 116,5      | 118,6        |
|   | OCT |            |                 |                       |          | 110,0 | 114,5      | 116,9        |
|   | NOV |            |                 |                       |          | 109,8 | 112,3      | 115,5        |
|   | DEC |            |                 |                       |          | 109,7 | 111,0      | 113,1        |
| 2012  | JAN |            |                 |                       |          | 110,3 | 111,2      | 113,2        |
|   | FEB |            |                 |                       |          | 109,7 | 113,1      | 113,7        |
|   | MAR |            |                 |                       |          | 109,8 | 113,8      | 114,5        |
|   | APR |            |                 |                       |          | 109,8 | 114,0      | 114,8        |
|   | MAY |            |                 |                       |          | 109,9 | 113,9      | 115,9        |
|   | JUN |            |                 |                       |          | 109,9 | 113,3      | 113,5        |
|   | JUL |            |                 |                       |          | 110,0 | 112,5      | 112,9        |
|   | AUG |            |                 |                       |          | 109,5 | 112,2      | 112,5        |
|   | SEP |            |                 |                       |          | 109,2 | 112,4      | 111,5        |
|   | OCT |            |                 |                       |          | 109,3 | 111,3      | 109,5        |
|   | NOV |            |                 |                       |          | 109,2 | 109,1      | 106,7        |
|   | DEC |            |                 |                       |          | 109,2 | 110,6      | 108,3        |
| 2013  | JAN |            |                 |                       |          | 109,1 | 110,9      | 108,9        |
|   | FEB |            |                 |                       |          | 108,5 | 110,9      | 108,7        |
|   | MAR |            |                 |                       |          | 108,5 | 110,7      | 109,1        |
|   | APR |            |                 |                       |          | 108,8 | 109,7      | 109,6        |
|   | MAY |            |                 |                       |          | 108,9 | 108,6      | 108,3        |
|   | JUN |            |                 |                       |          | 108,8 | 107,6      | 106,2        |
|   | JUL |            |                 |                       |          | 108,9 | 107,1      | 104,8        |
|   | AUG |            |                 |                       |          | 109,0 | 106,4      | 104,3        |
|   | SEP |            |                 |                       |          | 109,3 | 108,3      | 104,7        |
|   | OCT |            |                 |                       |          | 109,5 | 108,4      | 104,7        |
|   | NOV |            |                 |                       |          | 108,4 | 107,0      | 104,3        |
|   | DEC |            |                 |                       |          | 108,2 | 107,1      | 104,6        |
| 2014  | JAN |            |                 |                       |          | 108,5 | 107,8      | 105,0        |
|   | FEB |            |                 |                       |          | 108,6 | 107,3      | 104,7        |
|   | MAR |            |                 |                       |          | 108,7 | 109,1      | 105,4        |
|   | APR |            |                 |                       |          | 108,7 | 109,0      | 105,0        |
|   | MAY |            |                 |                       |          | 108,4 | 109,7      | 105,0        |
|   | JUN |            |                 |                       |          | 108,3 | 109,6      | 104,8        |
|   | JUL |            |                 |                       |          | 108,1 | 109,5      | 104,6        |
|   | AUG |            |                 |                       |          | 108,1 | 109,5      | 105,1        |
|   | SEP |            |                 |                       |          | 107,9 | 108,2      | 104,4        |
|   | OCT |            |                 |                       |          | 107,9 | 107,1      | 103,3        |
|   | NOV |            |                 |                       |          | 107,9 | 106,1      | <b>104,6</b> |
|   | DEC |            |                 |                       |          | 108,2 | 104,5      | 103,1        |
|   | JAN |            |                 |                       |          | 108,3 | 103,0      | 101,4        |
| FEB   |     |            |                 |                       | 108,4    | 101,2 | 99,9       |              |

| T&D EUROPE  |            |   |                       |          |         |            |           |
|---|------------|---|-----------------------|----------|---------|------------|-----------|
| TRANSFORMER COMMODITY INDICES   |            |   |                       |          |         |            |           |
| BASE APR-2017 = 100 [Goes Conv., Goes High Grade, Goes Super High Grade, Mineral Oil] |            |   |                       |          |         |            |           |
| BASE JAN-2009 = 100 [Paper, Cold Steel, Hot Steel]                                    |            |   |                       |          |         |            |           |
|   | GOES CONV. | GOES HIGH GRADE   | GOES SUPER HIGH GRADE | MIN. OIL | PAPER   | COLD STEEL | HOT STEEL |
| 2015  | MAR        |   |                       |          | 108,1   | 101,5      | 99,2      |
|   | APR        |   |                       |          | 107,8   | 101,1      | 99,4      |
|   | MAY        |   |                       |          | 107,9   | 101,0      | 99,5      |
|   | JUN        |   |                       |          | 107,7   | 99,4       | 97,2      |
|   | JUL        |   |                       |          | 108,0   | 98,0       | 95,6      |
|   | AUG        |   |                       |          | 107,7   | 96,9       | 93,6      |
|   | SEP        |   |                       |          | 107,7   | 95,1       | 93,2      |
|   | OCT        |   |                       |          | 107,6   | 93,8       | 91,5      |
|   | NOV        |   |                       |          | 107,6   | 92,0       | 88,0      |
|   | DEC        |   |                       |          | 107,9   | 90,9       | 86,3      |
|   | JAN        |   |                       |          | 107,8   | 89,6       | 85,0      |
|   | FEB        |   |                       |          | 107,9   | 89,7       | 85,1      |
| 2016  | MAR        |   |                       |          | 108,0   | 90,9       | 85,9      |
|   | APR        |   |                       |          | 108,8   | 95,8       | 91,1      |
|   | MAY        |   |                       |          | 109,0   | 99,9       | 95,1      |
|   | JUN        |   |                       |          | 109,5   | 101,6      | 97,2      |
|   | JUL        |   |                       |          | 109,4   | 104,4      | 101,2     |
|   | AUG        |   |                       |          | 109,3   | 105,1      | 102,3     |
|   | SEP        |   |                       |          | 109,4   | 106,9      | 103,2     |
|   | OCT        |   |                       |          | 109,8   | 110,2      | 106,8     |
|   | NOV        |   |                       |          | 109,9   | 112,6      | 109,5     |
|   | DEC        |   |                       |          | 109,7   | 115,5      | 112,8     |
|   | JAN        |   |                       |          | 109,8   | 120,6      | 119,0     |
|   | FEB        |   |                       |          | 109,7   | 123,3      | 121,7     |
| 2017  | MAR        |   |                       |          | 109,5   | 123,8      | 124,3     |
|   | APR        | 100,000   | 100,000               | 100,000  | 100,000 | 109,500    | 121,800   |
|   | MAY        | 100,163   | 100,000               | 99,378   | 101,734 | 109,665    | 120,519   |
|   | JUN        | 100,235   | 98,979                | 99,412   | 101,080 | 109,673    | 119,865   |
|   | JUL        | 105,145   | 98,013                | 100,828  | 98,896  | 110,000    | 119,348   |
|   | AUG        | 106,172   | 97,843                | 99,390   | 98,620  | 110,000    | 120,707   |
|   | SEP        | 106,435   | 97,843                | 99,317   | 98,286  | 109,999    | 121,160   |
|   | OCT        | 107,814   | 96,028                | 99,326   | 95,043  | 110,222    | 121,249   |
|   | NOV        | 107,878   | 96,028                | 99,160   | 95,673  | 110,649    | 121,472   |
|   | DEC        | 109,272   | 96,028                | 100,098  | 96,045  | 110,759    | 121,194   |
|   | JAN        | 109,007   | 95,216                | 99,302   | 100,808 | 111,458    | 124,213   |
|   | 2018       | FEB   | 110,347               | 97,141   | 98,774  | 101,875    | 111,890   |
| MAR   |            | 110,663   | 97,139                | 99,916   | 101,427 | 112,269    | 125,992   |
| APR   |            | 110,378   | 97,047                | 99,745   | 101,371 | 112,588    | 126,281   |
| MAY   |            | 110,115   | 97,047                | 99,705   | 102,369 | 112,918    | 127,249   |
| JUN   |            | 110,188   | 97,217                | 100,370  | 102,766 | 113,355    | 127,332   |
| JUL   |            | 111,646   | 98,734                | 99,968   | 108,084 | 113,517    | 127,625   |
| AUG   |            | 111,985   | 99,572                | 99,947   | 107,179 | 113,407    | 127,902   |
| SEP   |            | 111,325   | 99,234                | 99,853   | 107,373 | 113,459    | 128,167   |
| OCT   |            | 111,700   | 99,245                | 100,027  | 110,128 | 113,788    | 126,984   |
| NOV   |            |   |                       |          |         |            |           |
| DEC   |            |   |                       |          |         |            |           |
| NOTES   |            | 1- The April 2018 indices for Cold Steel and Hot Steel were updated in September 2018 (publication date)<br>2- The May 2018 indices for Cold Steel and Hot Steel were updated in October 2018 (publication date)<br>3- The May and June 2018 indices for Cold Steel and Hot Steel were updated in November 2018 (publication date)<br>4- The August 2018 indices for Cold Steel and Hot Steel were updated in January 2019 (publication date) |                       |          |         |            |           |
|   | SOURCE     |   |                       |          |         |            |           |



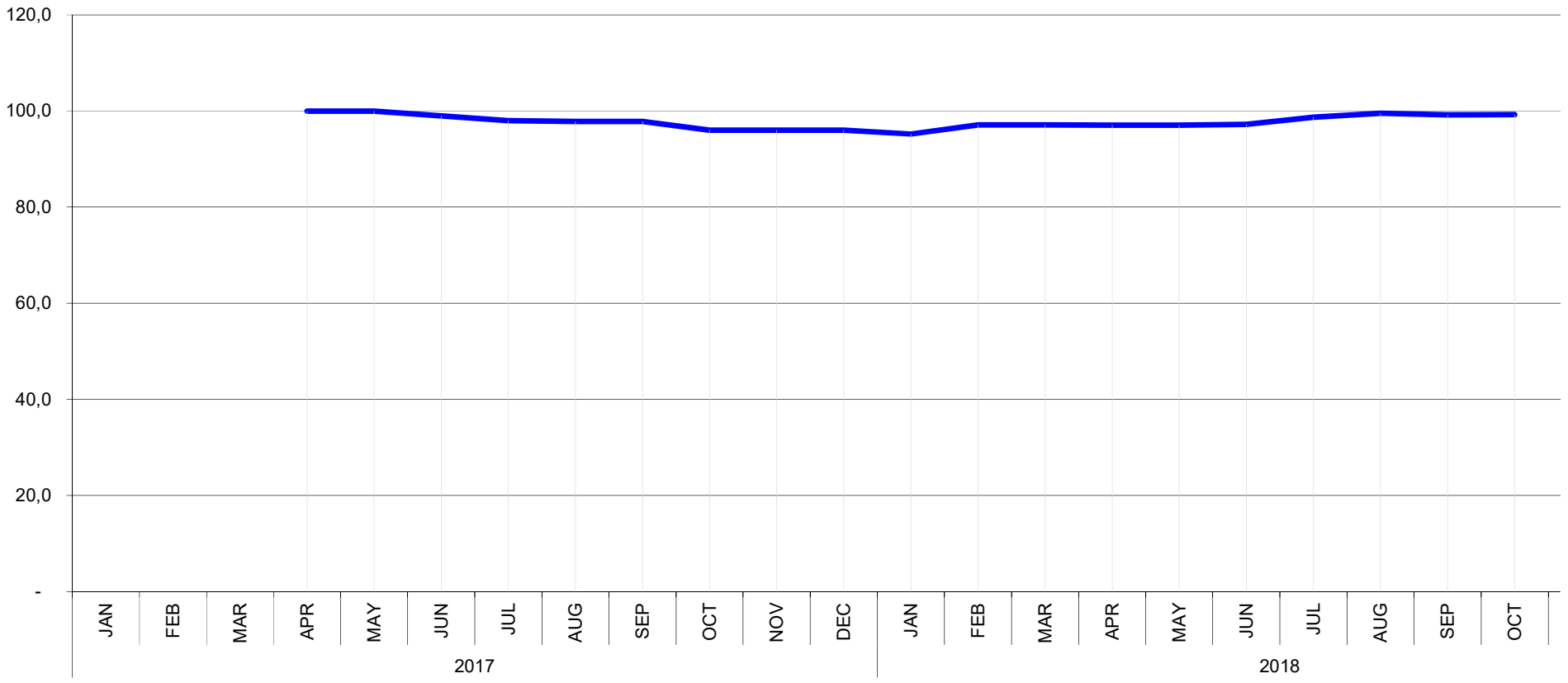
T&D EUROPE  
**GOES CONV.**  
BASIS APR 2017 = 100

- Provisional
- Complete
- Amended



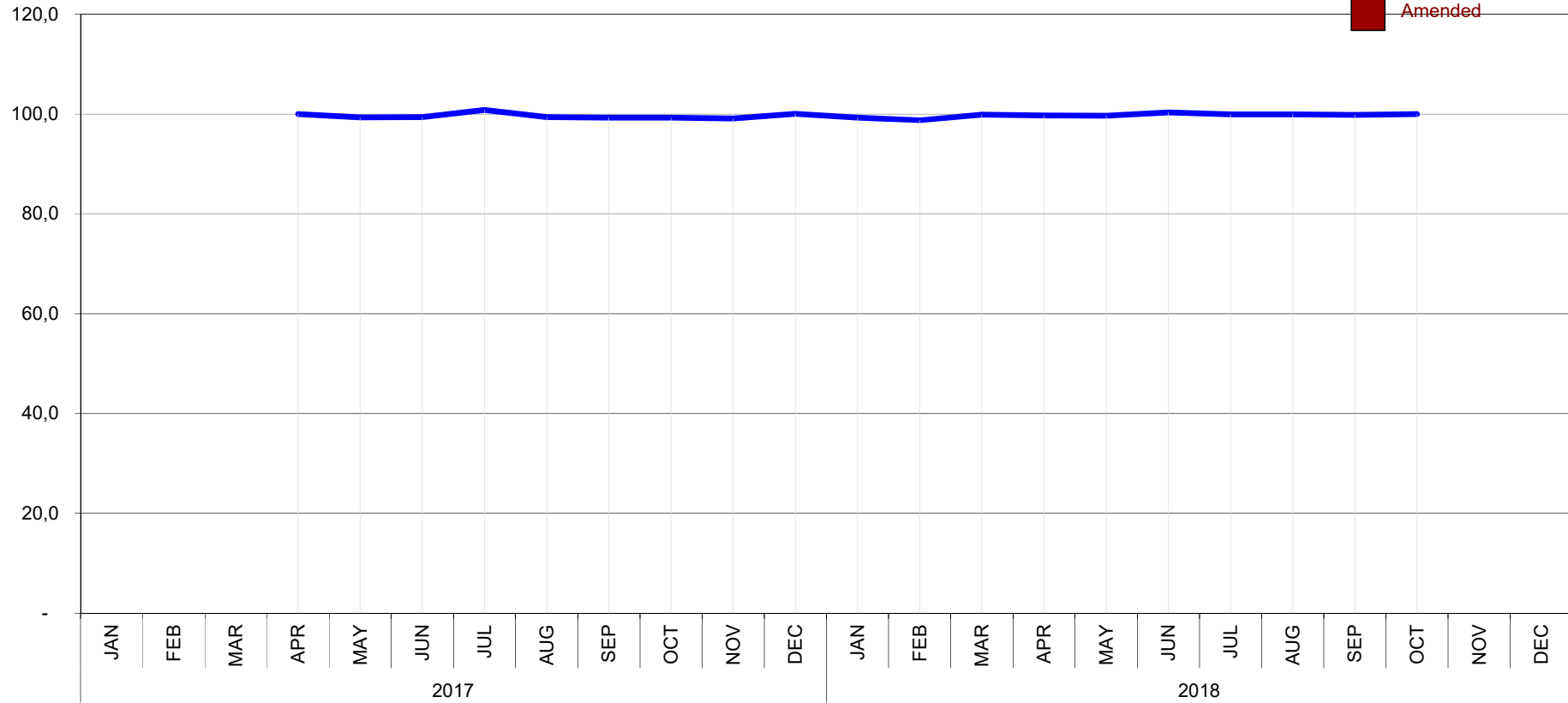
T&D EUROPE  
**GOES HIGH GRADE**  
BASIS APR 2017 = 100

- Provisiona
- Complete
- Amended



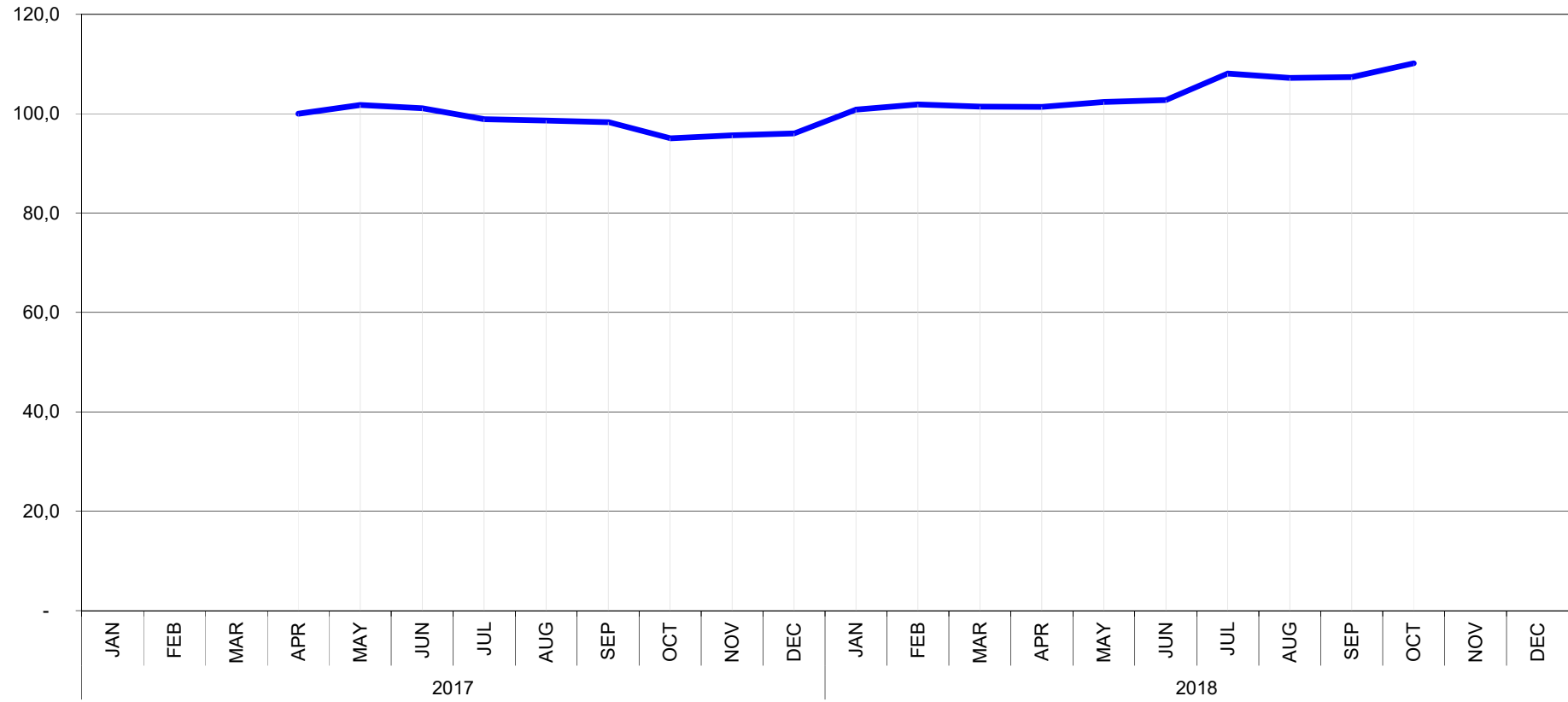
T&D EUROPE  
**GOES SUPER HIGH GRADE**  
BASIS APR 2017 = 100

- Provisional
- Complete
- Amended



T&D EUROPE  
**MINERAL OIL**  
BASIS APR 2017 = 100

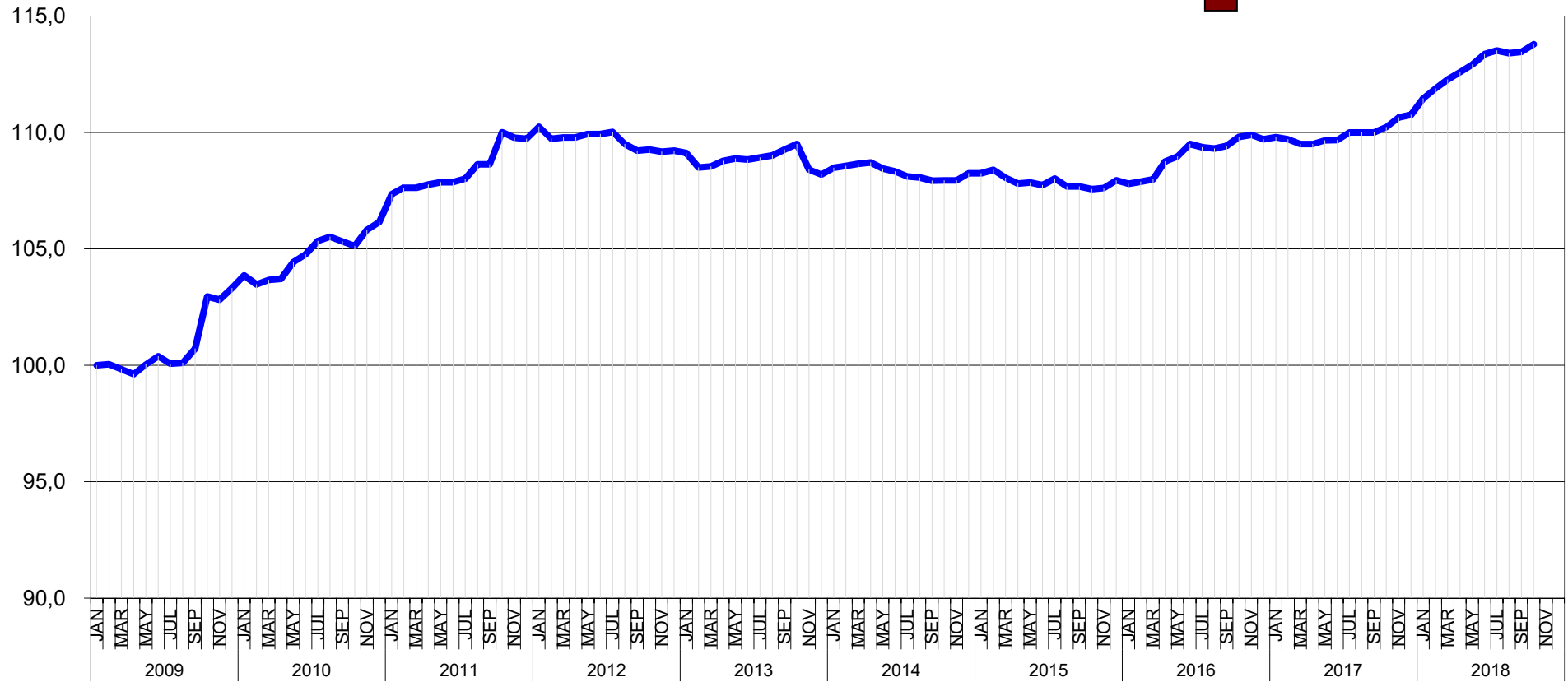
- Provisional
- Complete
- Amended





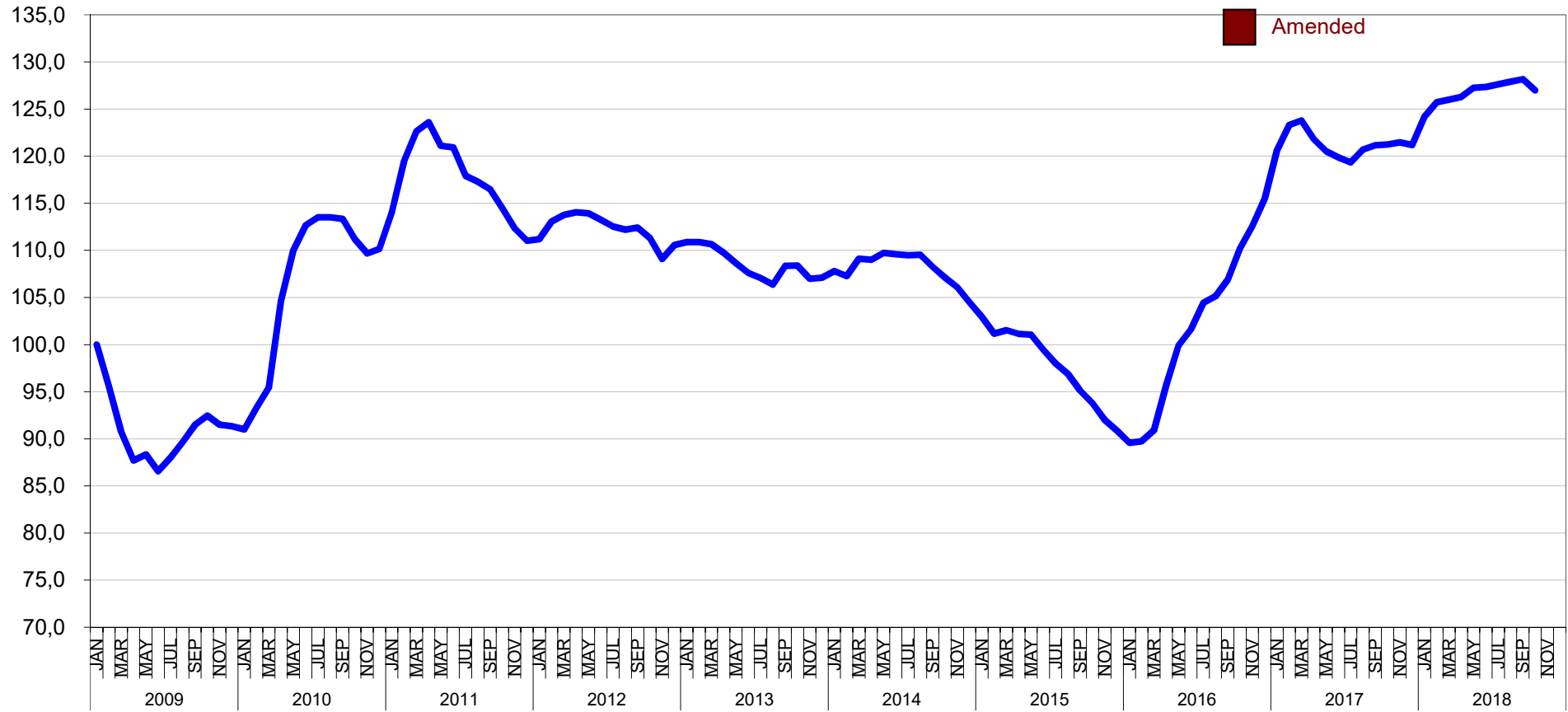
T&D EUROPE  
**PAPER**  
BASIS JAN 2009 = 100

- Provisional
- Complete
- Amended



T&D EUROPE  
**COLD STEEL**  
 BASIS JAN 2009 = 100

- Provisional
- Complete
- Amended



T&D EUROPE  
**HOT STEEL**  
BASIS JAN 2009 = 100

- Provisional
- Complete
- Amended

